

# WINTECH MOTORS

DC Motors

R750/755 SERIES

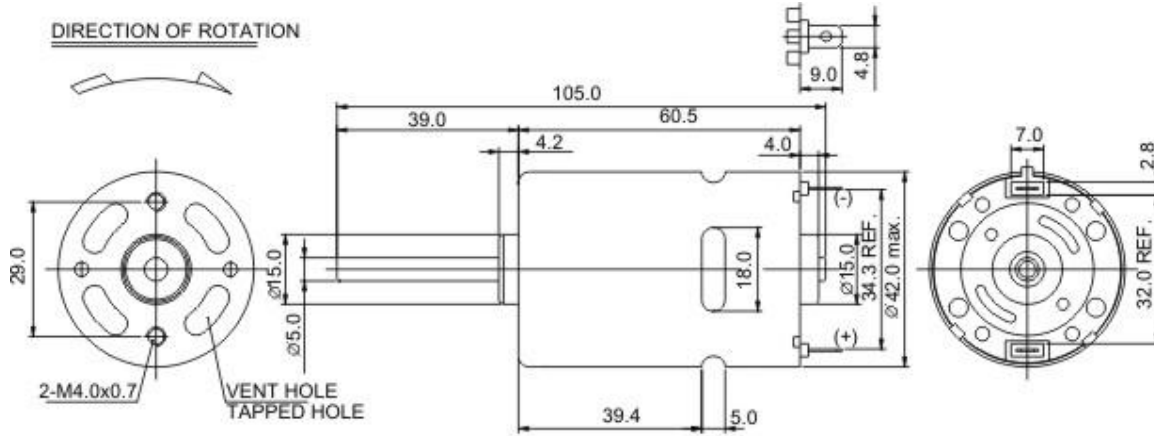
## Typical Applications:

Power Tools

Household Appliances



WEIGHT: 295.0 g (APPROX)

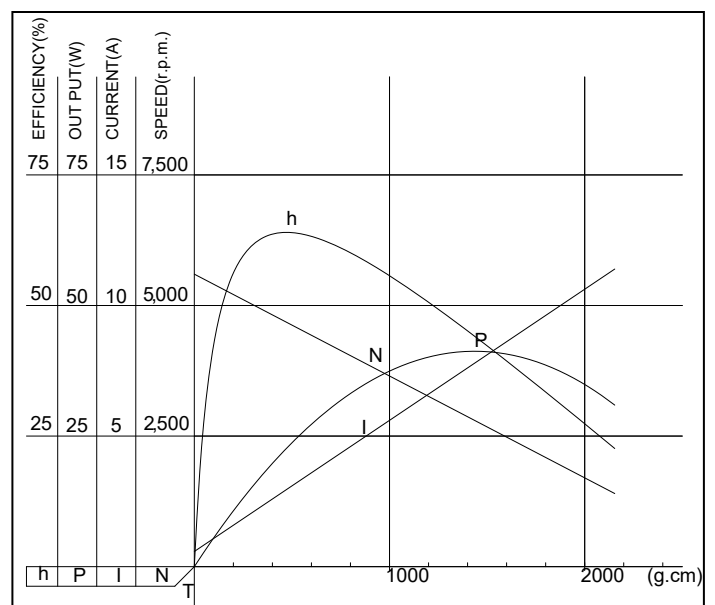
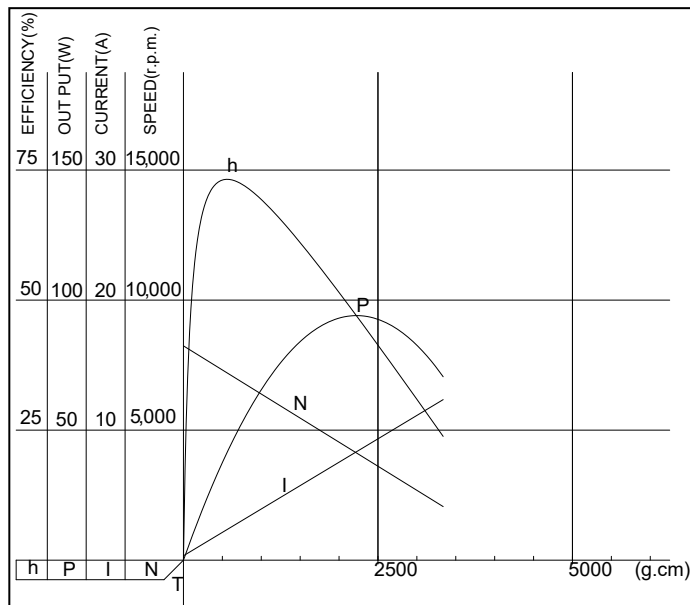


Unit : mm

MODEL	VOLTAGE		NO LOAD		AT MAX.EFFICIENCY					STALL	
	OPERATING RANGE	NOMINAL	SPEED	CURRENT	SPEED	CURRENT	TORQUE	OUTPUT	EFF.	CURRENT	TORQUE
			rpm	A	rpm	A	g-cm	W	%	A	g-cm
RS750SM-40132-91	4.5~24.0	24.0V	8240	0.34	7200	2.36	561.0	41.43	73.2	16.35	4451.0
RS755SM-4595-105	4.5~12.0	12.0V	5600	0.58	4680	2.95	472.0	22.65	64.0	15.00	2872.0

RS750SM-40132-91 24.0 V

RS755SM-4595-105 12.0 V



Wintech Precision Industrial Ltd.

[Http://www.wintechpil.com](http://www.wintechpil.com)