

# WINTECH MOTORS

DC Motors

F180 SERIES

## Typical Applications:

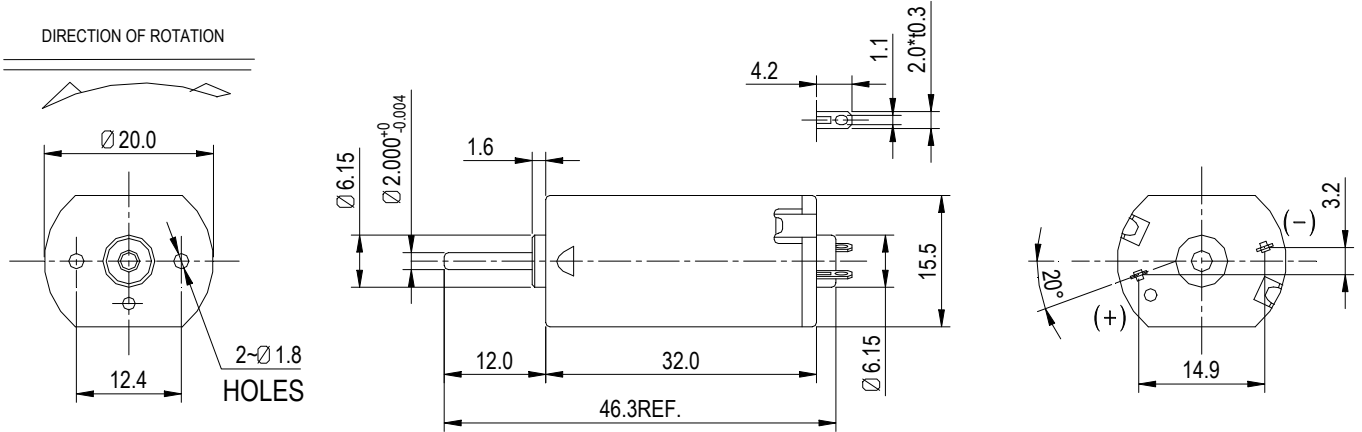
Toys & Models

Household Appliances

Audio & Visual Equipments



WEIGHT: 32.0 g (APPROX)

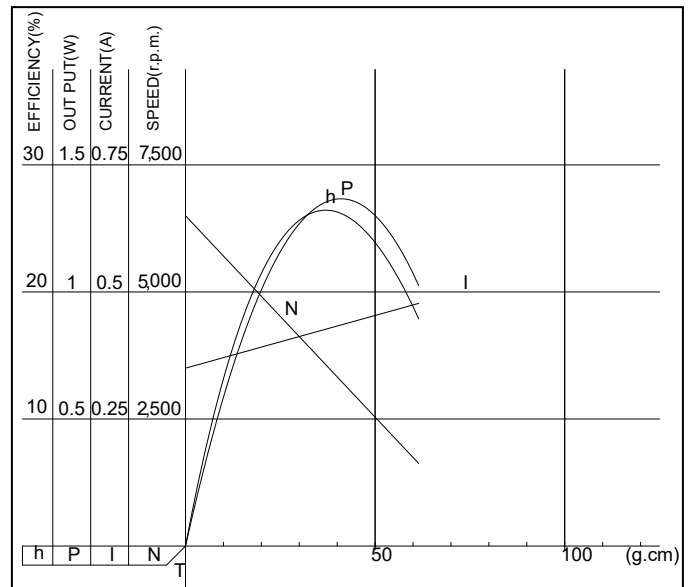
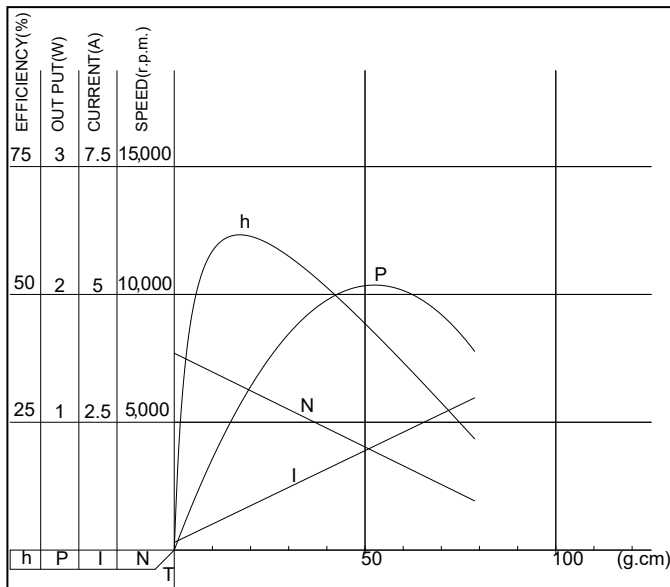


UNIT : mm

MODEL	VOLTAGE		NO LOAD		AT MAX.EFFICIENCY					STALL	
	OPERATING RANGE	NOMINAL	SPEED	CURRENT	SPEED	CURRENT	TORQUE	OUTPUT	EFF.	CURRENT	TORQUE
			rpm	A	rpm	A	g-cm	W	%	A	g-cm
FE180SM-2657-45	1.0~3.0V	2.4V	7700	0.15	6420	0.73	16.8	1.12	64.4	3.92	103.0
FE180SM-4026-45	1.0~1.5V	1.2V	8300	0.30	6998	1.61	16.0	1.15	59.6	8.64	102.0
FE180SP-10320-45	6.0~12.0V	12.0V	6500	0.04	5200	0.12	16.0	0.86	57.7	0.52	82.0

FE180SM-2657-45 2.4 V

FE180SP-10320-45 1.2 V



Wintech Precision Industrial Ltd.

Http://www.wintechpil.com