

WINTECH MOTORS

DC Motors

F050 SERIES

Typical Applications:

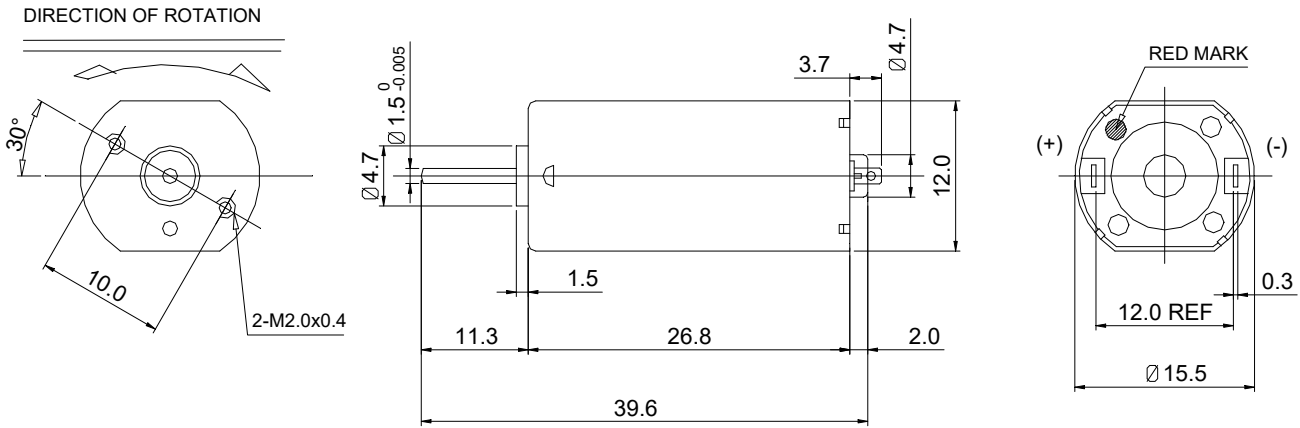
Toys & Models

Audio & Visual Equipments

Radio Control Model



WEIGHT: 18.0 g (APPROX)

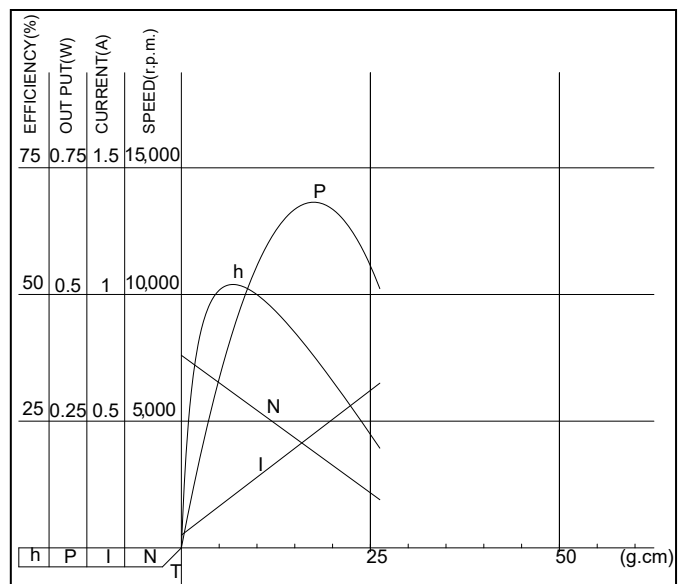
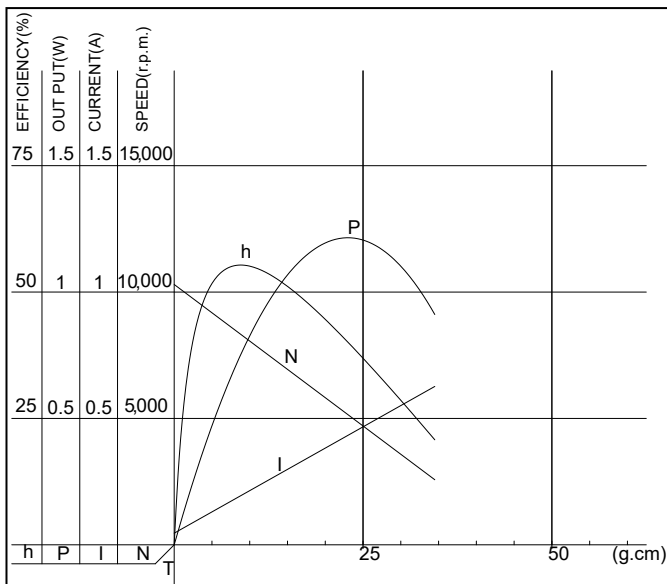


UNIT:mm

MODEL	VOLTAGE		NO LOAD		AT MAX.EFFICIENCY					STALL	
	OPERATING RANGE	NOMINAL	SPEED	CURRENT	SPEED	CURRENT	TORQUE	OUTPUT	EFF.	CURRENT	TORQUE
			rpm	A	rpm	A	g-cm	W	%	A	g-cm
FE050SM-11170-39	1.5~9.0V	7.0V	10300	0.046	8330	0.19	8.8	0.75	55.3	0.82	46.0
FE050SM-13130-39	2.0~4.0V	4.0V	7600	0.050	6120	0.21	6.8	0.43	52.0	0.85	35.0

FE050SM-11170-39 7.0 V

FE050SM-13130-39 4.0 V



Wintech Precision Industrial Ltd.

[Http://www.wintechpil.com](http://www.wintechpil.com)